













		Price / Status / MLS #	Region	Area	Approx. Heated SqFt	Bedrooms	Full Baths	Half Baths	Listing Office	Days On Market	Sold Date
1		\$720,000 436 MARSH POINT CIR ST AUGUSTINE, FL 32080 Sold / 1130143	33	331	2,932	4	3	0		23	11/17/2021
	Status Change										
2		\$190,000 347 SONORA DR ORANGE PARK, FL 32073 Sold / 1128934	13	132	935	3	1	1		31	11/15/2021
	Status Change										
3		\$280,000 8593 FLOORSTONE MILL DR JACKSONVILLE, FL 32244 Sold / 1128275	06	067	1,538	3	2	0		12	10/12/2021
4		\$630,000 907 COPELAND ST JACKSONVILLE, FL 32204 Sold / 1121673	03	031	3,828	8	4	0		47	10/12/2021
5		\$281,400 1094 MEADOW DR ORANGE PARK, FL 32065 Sold / 1130532	13	136	1,428	3	2	0		2	10/01/2021
6		\$245,444 5850 PAVILION DR JACKSONVILLE, FL 32258 Sold / 1122898	01	015	1,476	2	2	1		19	09/23/2021
7		\$436,618 689 PORTO CRISTO AVE ST AUGUSTINE, FL 32092 Sold / 1117576	30	308	2,530	3	2	1		31	09/09/2021
8		\$191,500 10200 BELLE RIVE BLVD 5004 JACKSONVILLE, FL 32256 Sold / 1112906	02	024	1,410	2	2	0		29	08/06/2021
9		\$300,000 7 MITCHELL AVE ORANGE PARK, FL 32073 Sold / 1115113	13	135	2,084	4	2	1		1	07/19/2021
10		\$691,960 2540 CASSIA LN JACKSONVILLE, FL 32246 Sold / 1096883	02	025	2,916	4	3	0		0	06/18/2021

		Price / Status / MLS #	Region	Area	Approx. Heated SqFt	Bedrooms	Full Baths	Half Baths	Listing Office	Days On Market	Sold Date
11		\$215,000 104 GOVERNOR ST GREEN COVE SPR, FL 32043 Sold / 1110334	16	161	1,200	2	2	0		3	06/03/ 2021
12		\$165,000 2556 RED ROBIN DR JACKSONVILLE, FL 32210 Sold / 1101353	05	053	1,070	3	2	0		4	05/07/ 2021
13		\$375,000 314 N RIDGE DR FLEMING ISLAND, FL 32003 Sold / 1086639	12	123	2,795	5	3	1		91	04/29/ 2021
14		\$188,100 3920 HIDEAWAY LN MIDDLEBURG, FL 32068 Sold / 1103406	14	142	1,473	3	2	0		1	04/21/ 2021
15		\$180,000 7801 POINT MEADOWS DR 2309 JACKSONVILLE, FL 32256 Sold / 1098947	02	024	1,414	3	2	0		1	04/09/ 2021
16		\$209,000 818 BLACK CHERRY DR S ST JOHNS, FL 32259 Sold / 1099190	30	301	1,468	3	2	1		2	03/26/ 2021
17		\$376,500 1465 SHADOW CREEK DR ORANGE PARK, FL 32065 Sold / 1092801	13	139	2,775	4	2	1		0	03/19/ 2021
18		\$190,000 3639 DREW ST JACKSONVILLE, FL 32207 Sold / 1087001	01	011	1,168	3	2	0		20	03/05/ 2021
19		\$290,000 840 TRELIS BAY DR ST AUGUSTINE, FL 32092 Sold / 1093818	30	304	1,503	3	2	0		2	03/01/ 2021
20		\$559,000 2430 PROVATI CT JACKSONVILLE, FL 32246 Sold / 1086344	02	025	2,443	3	3	0		2	01/21/ 2021
21		\$328,000 128 OYSTER BAY WAY	27	272	1,644	2	2	0		173	12/24/ 2020

		Price / Status / MLS #	Region	Area	Approx. Heated SqFt	Bedrooms	Full Baths	Half Baths	Listing Office	Days On Market	Sold Date
		PONTE VEDRA, FL 32081 Sold / 1057603									
22		\$310,000 3864 GREAT FALLS LOOP MIDDLEBURG, FL 32068 Sold / 1069639	14	141	2,920	4	3	1		85	12/18/2020
23		\$242,990 3521 GRAYSON LN MIDDLEBURG, FL 32068 Sold / 1011354	14	143	1,698	4	2	0		436	12/18/2020
24		\$255,000 2232 MARCEL DR ORANGE PARK, FL 32073 Sold / 1079387	13	135	1,737	4	2	0		16	12/11/2020
25		\$524,009 2430 PROVATI CT JACKSONVILLE, FL 32246 Sold / 1069300	02	025	2,443	3	2	0		0	12/08/2020
26		\$314,900 4985 RATHBONE DR JACKSONVILLE, FL 32257 Sold / 1058465	01	013	2,241	4	3	0		113	11/19/2020
27		\$228,000 7627 KINGSTREE DR S JACKSONVILLE, FL 32211 Sold / 1072527	04	041	1,950	4	2	0		12	10/29/2020
28		\$170,000 8415 STARWAN RD S JACKSONVILLE, FL 32211 Sold / 1065724	04	041	1,146	3	1	1		59	10/19/2020
29		\$764,900 10103 CHESTERTON RD JACKSONVILLE, FL 32246 Sold / 1062473	02	023	5,257	5	4	1		1	10/08/2020
30		\$370,000 7865 RIVERDALE RD ST AUGUSTINE, FL 32092 Sold / 1050413	34	344	2,400	4	3	0		91	09/30/2020
31		\$172,200 224 LARKIN PL 108 ST JOHNS, FL 32259 Sold / 1051241	30	301	1,230	2	2	0		70	09/29/2020

		Price / Status / MLS #	Region	Area	Approx. Heated SqFt	Bedrooms	Full Baths	Half Baths	Listing Office	Days On Market	Sold Date
32		\$280,000 3545 HOOVER LN JACKSONVILLE, FL 32277 Sold / 1067259	04	041	1,862	4	2	0		3	09/18/ 2020
33		\$309,000 333 CARNATION ST ST JOHNS, FL 32259 Sold / 1037115	30	301	2,139	3	2	0		130	09/01/ 2020
34		\$172,500 8095 SUMMERGATE CT JACKSONVILLE, FL 32256 Sold / 1061120	02	027	1,248	2	2	1		29	08/14/ 2020
35		\$165,000 5630 CRUZ RD JACKSONVILLE, FL 32207 Sold / 1040997	02	021	1,787	4	2	0		112	08/07/ 2020
36		\$177,000 8472 OAK CROSSING DR W JACKSONVILLE, FL 32244 Sold / 1052962	05	056	1,324	3	2	0		18	07/20/ 2020
37		\$212,900 923 FLOYD ST FLEMING ISLAND, FL 32003 Sold / 1035261	12	123	1,356	3	2	0		130	07/17/ 2020
38		\$215,000 94 VIA SONRISA ST AUGUSTINE, FL 32092 Sold / 1052175	30	308	1,477	3	2	1		29	07/15/ 2020
39		\$92,945 407 OVERBROOK DR 98 JACKSONVILLE, FL 32225 Sold / 1042893	04	042	1,428	2	2	1		13	05/22/ 2020
40		\$159,900 7327 BAMBERG RD JACKSONVILLE, FL 32277 Sold / 1038658	04	041	1,452	3	2	0		56	05/15/ 2020
41		\$134,500 7623 BAYMEADOWS CIR 2043 JACKSONVILLE, FL 32256 Sold / 1035063	02	024	1,220	2	2	1		44	04/01/ 2020
42		\$171,000 325 SPRING FOREST AVE JACKSONVILLE, FL	02	022	1,247	3	1	0		5	03/11/ 2020

		Price / Status / MLS #	Region	Area	Approx. Heated SqFt	Bedrooms	Full Baths	Half Baths	Listing Office	Days On Market	Sold Date
		32216 Sold / 1035256									
43		\$142,500 2662 CARMEL CT A ORANGE PARK, FL 32065 Sold / 1031948	13	138	1,048	3	2	0		10	02/14/ 2020
44		\$175,000 6450 DIAMOND LEAF DR JACKSONVILLE, FL 32244 Sold / 1026778	06	063	1,735	3	2	0		5	01/21/ 2020

Property information is not guaranteed. © 2021 [MLS](#) and [FBS](#). Prepared by PAUL L GRAVES on Wednesday, November 17, 2021 4:53 PM.